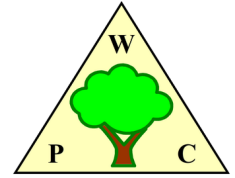



Author


Institution Woodplumpton Parish Council
 Department Woodplumpton Parish Council
 Street Old Vicarage Farm, Bartle Lane
 Postal Code PR4 0RU
 City Preston
 Country United Kingdom
 Contact David Mills
 Phone +447895187326
 E-Mail clerk@woodplumptonparish.org



Built with **DataCollect Webreporter** version 1.0 at 18/06/2026 22:30:45

Site






Name SL
 Dir. Oncoming (name)
 Dir. Outgoing (name)
 Posted Speed Limit 
 Enforcement tolerance 6 mph
 Enforcement limit > 36 mph
 Device type **DSD**
 Start Date 03/06/2026 13:00
 End Date 09/06/2026 10:59
 Days Mo, Tu, We, Th, Fr, Sa, Su
 Time Interval 60 minutes
 Time Frame / Day 00:00 - 23:59



0 0m 0s N, 0 0m 0s E

Enforcement rating



- MAX**  Rate of speedings above the enforcement limit is greater than 20%.
- HIGH**  Rate of speedings above the enforcement limit is greater than 15%.
- MEDIUM**  Rate of speedings above the enforcement limit is greater than 10%.
- LOW**  Rate of speedings above the enforcement limit is greater than 5%.
- NO**  Rate of speedings above the enforcement limit is less than or equal to 5%.

Speed Figures [V in mph]

Vmin	Vavg	Vmax	V15	V50	V85	Vexc (PSL)
11	31	64	26	31	36	50.3%

Speeding

Σ Total	Σ PSL \leq V-Enforcement		Σ $>$ V-Enforcement	
4972	1889	38.0%	613	12.3%

Speed Classes

10	20	30	40	50	60	70	80	90	100	110	>110
0	159	2311	2286	206	8	2	0	0	0	0	0
0%	3%	46%	46%	4%	0%	0%	0%	0%	0%	0%	0%

Additional Speed Figures [V in mph]

V5	V10	V15	V45	V50	V55	V60	V85	V90	V95
37	40	42	48	50	50	51	58	60	64

Descriptions

PSL: Posted speed limit in mph

V-Enforcement: Enforcement limit (posted speed limit + enforcement tolerance) in mph

Time	Σ	10	20	30	40	50	60	70	80	90	100	110	>110	$\Sigma > V$ -Enforcement	
03/06/2026 13:00	41	0	1	21	18	1	0	0	0	0	0	0	0	2	4.9%
03/06/2026 14:00	45	0	0	22	22	1	0	0	0	0	0	0	0	5	11.1%
03/06/2026 15:00	71	0	3	30	38	0	0	0	0	0	0	0	0	9	12.7%
03/06/2026 16:00	71	0	1	41	28	1	0	0	0	0	0	0	0	6	8.5%
03/06/2026 17:00	77	0	0	29	45	3	0	0	0	0	0	0	0	5	6.5%
03/06/2026 18:00	51	0	0	23	22	5	0	1	0	0	0	0	0	9	17.6%
03/06/2026 19:00	44	0	1	24	17	2	0	0	0	0	0	0	0	7	15.9%
03/06/2026 20:00	33	0	1	14	15	3	0	0	0	0	0	0	0	7	21.2%
03/06/2026 21:00	27	0	1	14	9	3	0	0	0	0	0	0	0	3	11.1%
03/06/2026 22:00	10	0	0	6	4	0	0	0	0	0	0	0	0	1	10.0%
03/06/2026 23:00	5	0	0	3	2	0	0	0	0	0	0	0	0	0	0.0%

[Wed, 3 June]	Σ	10	20	30	40	50	60	70	80	90	100	110	>110	$\Sigma > V$ -Enforcement	
00:00-06:00	0	0	0	0	0	0	0	0	0	0	0	0	0	0	-
06:00-09:00	0	0	0	0	0	0	0	0	0	0	0	0	0	0	-
15:00-19:00	270	0	4	123	133	9	0	1	0	0	0	0	0	29	10.7%
06:00-22:00	460	0	8	218	214	19	0	1	0	0	0	0	0	53	11.5%
00:00-24:00	475	0	8	227	220	19	0	1	0	0	0	0	0	54	11.4%



Row with the most Venforcement violations per day.

V-Enforcement Enforcement limit (posted speed limit + enforcement tolerance) in mph

Time	Σ	10	20	30	40	50	60	70	80	90	100	110	>110	Σ > V-Enforcement		
04/06/2026 00:00	1	0	0	0	1	0	0	0	0	0	0	0	0	0	0	0.0%
04/06/2026 01:00	0	0	0	0	0	0	0	0	0	0	0	0	0	0	0	-
04/06/2026 02:00	1	0	0	1	0	0	0	0	0	0	0	0	0	0	0	0.0%
04/06/2026 03:00	0	0	0	0	0	0	0	0	0	0	0	0	0	0	0	-
04/06/2026 04:00	3	0	0	0	2	1	0	0	0	0	0	0	0	0	2	66.7%
04/06/2026 05:00	8	0	0	2	5	1	0	0	0	0	0	0	0	0	2	25.0%
04/06/2026 06:00	39	0	0	5	27	6	0	1	0	0	0	0	0	0	14	35.9%
04/06/2026 07:00	75	0	0	34	38	3	0	0	0	0	0	0	0	0	9	12.0%
04/06/2026 08:00	91	0	1	33	52	4	1	0	0	0	0	0	0	0	12	13.2%
04/06/2026 09:00	69	0	2	34	32	1	0	0	0	0	0	0	0	0	8	11.6%
04/06/2026 10:00	53	0	0	25	27	1	0	0	0	0	0	0	0	0	4	7.5%
04/06/2026 11:00	49	0	2	23	21	3	0	0	0	0	0	0	0	0	8	16.3%
04/06/2026 12:00	48	0	1	23	22	2	0	0	0	0	0	0	0	0	5	10.4%
04/06/2026 13:00	62	0	1	35	24	2	0	0	0	0	0	0	0	0	3	4.8%
04/06/2026 14:00	51	0	2	21	26	2	0	0	0	0	0	0	0	0	10	19.6%
04/06/2026 15:00	67	0	0	36	28	3	0	0	0	0	0	0	0	0	5	7.5%
04/06/2026 16:00	65	0	1	32	29	3	0	0	0	0	0	0	0	0	11	16.9%
04/06/2026 17:00	73	0	0	29	39	5	0	0	0	0	0	0	0	0	10	13.7%
04/06/2026 18:00	56	0	0	17	34	5	0	0	0	0	0	0	0	0	12	21.4%
04/06/2026 19:00	30	0	0	12	16	2	0	0	0	0	0	0	0	0	6	20.0%
04/06/2026 20:00	34	0	3	9	17	4	1	0	0	0	0	0	0	0	9	26.5%
04/06/2026 21:00	16	0	0	8	6	2	0	0	0	0	0	0	0	0	4	25.0%
04/06/2026 22:00	11	0	0	6	5	0	0	0	0	0	0	0	0	0	1	9.1%
04/06/2026 23:00	1	0	0	1	0	0	0	0	0	0	0	0	0	0	0	0.0%

[Thu, 4 June]	Σ	10	20	30	40	50	60	70	80	90	100	110	>110	Σ > V-Enforcement	
00:00-06:00	13	0	0	3	8	2	0	0	0	0	0	0	0	4	30.8%
06:00-09:00	205	0	1	72	117	13	1	1	0	0	0	0	0	35	17.1%
15:00-19:00	261	0	1	114	130	16	0	0	0	0	0	0	0	38	14.6%
06:00-22:00	878	0	13	376	438	48	2	1	0	0	0	0	0	130	14.8%
00:00-24:00	903	0	13	386	451	50	2	1	0	0	0	0	0	135	15.0%



Row with the most Venforcement violations per day.

V-Enforcement Enforcement limit (posted speed limit + enforcement tolerance) in mph

Time	Σ	10	20	30	40	50	60	70	80	90	100	110	>110	Σ > V-Enforcement	
05/06/2026 00:00	3	0	0	2	1	0	0	0	0	0	0	0	0	0	0.0%
05/06/2026 01:00	2	0	0	2	0	0	0	0	0	0	0	0	0	0	0.0%
05/06/2026 02:00	2	0	1	1	0	0	0	0	0	0	0	0	0	0	0.0%
05/06/2026 03:00	1	0	0	1	0	0	0	0	0	0	0	0	0	0	0.0%
05/06/2026 04:00	1	0	0	1	0	0	0	0	0	0	0	0	0	0	0.0%
05/06/2026 05:00	11	0	0	2	7	2	0	0	0	0	0	0	0	5	45.5%
05/06/2026 06:00	27	0	0	6	14	7	0	0	0	0	0	0	0	10	37.0%
05/06/2026 07:00	62	0	0	24	34	4	0	0	0	0	0	0	0	11	17.7%
05/06/2026 08:00	88	0	5	33	45	5	0	0	0	0	0	0	0	12	13.6%
05/06/2026 09:00	87	0	2	37	46	2	0	0	0	0	0	0	0	13	14.9%
05/06/2026 10:00	56	0	3	34	18	1	0	0	0	0	0	0	0	3	5.4%
05/06/2026 11:00	57	0	6	34	17	0	0	0	0	0	0	0	0	0	0.0%
05/06/2026 12:00	68	0	6	41	19	2	0	0	0	0	0	0	0	3	4.4%
05/06/2026 13:00	49	0	4	24	21	0	0	0	0	0	0	0	0	3	6.1%
05/06/2026 14:00	62	0	4	29	28	1	0	0	0	0	0	0	0	8	12.9%
05/06/2026 15:00	82	0	2	37	40	3	0	0	0	0	0	0	0	10	12.2%
05/06/2026 16:00	72	0	2	33	32	4	1	0	0	0	0	0	0	13	18.1%
05/06/2026 17:00	68	0	1	26	38	3	0	0	0	0	0	0	0	12	17.6%
05/06/2026 18:00	42	0	1	26	14	1	0	0	0	0	0	0	0	3	7.1%
05/06/2026 19:00	41	0	0	18	21	1	1	0	0	0	0	0	0	8	19.5%
05/06/2026 20:00	34	0	1	18	12	3	0	0	0	0	0	0	0	6	17.6%
05/06/2026 21:00	24	0	0	10	11	3	0	0	0	0	0	0	0	5	20.8%
05/06/2026 22:00	15	0	2	7	6	0	0	0	0	0	0	0	0	2	13.3%
05/06/2026 23:00	6	0	0	3	2	1	0	0	0	0	0	0	0	1	16.7%

[Fri, 5 June]	Σ	10	20	30	40	50	60	70	80	90	100	110	>110	Σ > V-Enforcement	
00:00-06:00	20	0	1	9	8	2	0	0	0	0	0	0	0	5	25.0%
06:00-09:00	177	0	5	63	93	16	0	0	0	0	0	0	0	33	18.6%
15:00-19:00	264	0	6	122	124	11	1	0	0	0	0	0	0	38	14.4%
06:00-22:00	919	0	37	430	410	40	2	0	0	0	0	0	0	120	13.1%
00:00-24:00	960	0	40	449	426	43	2	0	0	0	0	0	0	128	13.3%



Row with the most Venforcement violations per day.

V-Enforcement Enforcement limit (posted speed limit + enforcement tolerance) in mph

Time	Σ	10	20	30	40	50	60	70	80	90	100	110	>110	Σ > V-Enforcement	
06/06/2026 00:00	3	0	0	2	1	0	0	0	0	0	0	0	0	1	33.3%
06/06/2026 01:00	3	0	0	2	1	0	0	0	0	0	0	0	0	0	0.0%
06/06/2026 02:00	3	0	0	1	1	1	0	0	0	0	0	0	0	1	33.3%
06/06/2026 03:00	2	0	0	2	0	0	0	0	0	0	0	0	0	0	0.0%
06/06/2026 04:00	2	0	0	0	2	0	0	0	0	0	0	0	0	1	50.0%
06/06/2026 05:00	5	0	0	1	4	0	0	0	0	0	0	0	0	1	20.0%
06/06/2026 06:00	16	0	0	6	10	0	0	0	0	0	0	0	0	3	18.8%
06/06/2026 07:00	24	0	0	13	8	3	0	0	0	0	0	0	0	8	33.3%
06/06/2026 08:00	43	0	1	18	21	3	0	0	0	0	0	0	0	7	16.3%
06/06/2026 09:00	67	0	0	34	31	2	0	0	0	0	0	0	0	5	7.5%
06/06/2026 10:00	55	0	2	25	27	1	0	0	0	0	0	0	0	8	14.5%
06/06/2026 11:00	59	0	4	26	27	2	0	0	0	0	0	0	0	4	6.8%
06/06/2026 12:00	56	0	0	28	26	2	0	0	0	0	0	0	0	8	14.3%
06/06/2026 13:00	52	0	3	23	25	1	0	0	0	0	0	0	0	3	5.8%
06/06/2026 14:00	50	0	3	21	23	3	0	0	0	0	0	0	0	5	10.0%
06/06/2026 15:00	55	0	3	25	26	1	0	0	0	0	0	0	0	5	9.1%
06/06/2026 16:00	51	0	0	27	24	0	0	0	0	0	0	0	0	4	7.8%
06/06/2026 17:00	50	0	2	20	25	3	0	0	0	0	0	0	0	5	10.0%
06/06/2026 18:00	29	0	2	8	16	3	0	0	0	0	0	0	0	8	27.6%
06/06/2026 19:00	25	0	0	13	12	0	0	0	0	0	0	0	0	3	12.0%
06/06/2026 20:00	25	0	0	11	14	0	0	0	0	0	0	0	0	2	8.0%
06/06/2026 21:00	17	0	1	6	8	2	0	0	0	0	0	0	0	3	17.6%
06/06/2026 22:00	11	0	0	6	4	1	0	0	0	0	0	0	0	3	27.3%
06/06/2026 23:00	12	0	0	3	8	1	0	0	0	0	0	0	0	2	16.7%

[Sat, 6 June]	Σ	10	20	30	40	50	60	70	80	90	100	110	>110	Σ > V-Enforcement	
00:00-06:00	18	0	0	8	9	1	0	0	0	0	0	0	0	4	22.2%
06:00-09:00	83	0	1	37	39	6	0	0	0	0	0	0	0	18	21.7%
15:00-19:00	185	0	7	80	91	7	0	0	0	0	0	0	0	22	11.9%
06:00-22:00	674	0	21	304	323	26	0	0	0	0	0	0	0	81	12.0%
00:00-24:00	715	0	21	321	344	29	0	0	0	0	0	0	0	90	12.6%



Row with the most Venforcement violations per day.

V-Enforcement Enforcement limit (posted speed limit + enforcement tolerance) in mph

Time	Σ	10	20	30	40	50	60	70	80	90	100	110	>110	Σ > V-Enforcement		
07/06/2026 00:00	7	0	1	3	3	0	0	0	0	0	0	0	0	0	0	0.0%
07/06/2026 01:00	2	0	0	2	0	0	0	0	0	0	0	0	0	0	0	0.0%
07/06/2026 02:00	0	0	0	0	0	0	0	0	0	0	0	0	0	0	0	-
07/06/2026 03:00	0	0	0	0	0	0	0	0	0	0	0	0	0	0	0	-
07/06/2026 04:00	1	0	0	0	1	0	0	0	0	0	0	0	0	0	0	0.0%
07/06/2026 05:00	5	0	0	1	4	0	0	0	0	0	0	0	0	1	1	20.0%
07/06/2026 06:00	4	0	0	0	3	1	0	0	0	0	0	0	0	3	3	75.0%
07/06/2026 07:00	12	0	1	3	8	0	0	0	0	0	0	0	0	4	4	33.3%
07/06/2026 08:00	32	0	3	19	10	0	0	0	0	0	0	0	0	2	2	6.2%
07/06/2026 09:00	51	0	2	28	20	1	0	0	0	0	0	0	0	3	3	5.9%
07/06/2026 10:00	66	0	11	36	18	1	0	0	0	0	0	0	0	2	2	3.0%
07/06/2026 11:00	75	0	8	41	26	0	0	0	0	0	0	0	0	2	2	2.7%
07/06/2026 12:00	62	0	7	36	19	0	0	0	0	0	0	0	0	3	3	4.8%
07/06/2026 13:00	64	0	5	30	27	1	1	0	0	0	0	0	0	6	6	9.4%
07/06/2026 14:00	52	0	1	34	17	0	0	0	0	0	0	0	0	2	2	3.8%
07/06/2026 15:00	44	0	0	26	17	1	0	0	0	0	0	0	0	3	3	6.8%
07/06/2026 16:00	60	0	3	31	24	2	0	0	0	0	0	0	0	6	6	10.0%
07/06/2026 17:00	44	0	4	18	20	2	0	0	0	0	0	0	0	6	6	13.6%
07/06/2026 18:00	33	0	1	17	13	2	0	0	0	0	0	0	0	5	5	15.2%
07/06/2026 19:00	17	0	0	8	9	0	0	0	0	0	0	0	0	1	1	5.9%
07/06/2026 20:00	20	0	2	13	4	1	0	0	0	0	0	0	0	2	2	10.0%
07/06/2026 21:00	8	0	0	5	3	0	0	0	0	0	0	0	0	1	1	12.5%
07/06/2026 22:00	6	0	0	4	2	0	0	0	0	0	0	0	0	0	0	0.0%
07/06/2026 23:00	1	0	1	0	0	0	0	0	0	0	0	0	0	0	0	0.0%

[Sun, 7 June]	Σ	10	20	30	40	50	60	70	80	90	100	110	>110	Σ > V-Enforcement		
00:00-06:00	15	0	1	6	8	0	0	0	0	0	0	0	0	1	1	6.7%
06:00-09:00	48	0	4	22	21	1	0	0	0	0	0	0	0	9	9	18.8%
15:00-19:00	181	0	8	92	74	7	0	0	0	0	0	0	0	20	20	11.0%
06:00-22:00	644	0	48	345	238	12	1	0	0	0	0	0	0	51	51	7.9%
00:00-24:00	666	0	50	355	248	12	1	0	0	0	0	0	0	52	52	7.8%



Row with the most Venforcement violations per day.

V-Enforcement Enforcement limit (posted speed limit + enforcement tolerance) in mph

Time	Σ	10	20	30	40	50	60	70	80	90	100	110	>110	Σ > V-Enforcement		
08/06/2026 00:00	2	0	0	2	0	0	0	0	0	0	0	0	0	0	0	0.0%
08/06/2026 01:00	0	0	0	0	0	0	0	0	0	0	0	0	0	0	0	-
08/06/2026 02:00	0	0	0	0	0	0	0	0	0	0	0	0	0	0	0	-
08/06/2026 03:00	0	0	0	0	0	0	0	0	0	0	0	0	0	0	0	-
08/06/2026 04:00	1	0	0	0	1	0	0	0	0	0	0	0	0	0	0	0.0%
08/06/2026 05:00	5	0	0	3	2	0	0	0	0	0	0	0	0	0	0	0.0%
08/06/2026 06:00	31	0	1	11	16	3	0	0	0	0	0	0	0	0	7	22.6%
08/06/2026 07:00	81	0	5	31	42	3	0	0	0	0	0	0	0	0	8	9.9%
08/06/2026 08:00	86	0	2	38	44	2	0	0	0	0	0	0	0	0	9	10.5%
08/06/2026 09:00	66	0	0	35	31	0	0	0	0	0	0	0	0	0	3	4.5%
08/06/2026 10:00	53	0	1	28	22	2	0	0	0	0	0	0	0	0	5	9.4%
08/06/2026 11:00	71	0	3	43	25	0	0	0	0	0	0	0	0	0	1	1.4%
08/06/2026 12:00	60	0	2	33	21	4	0	0	0	0	0	0	0	0	9	15.0%
08/06/2026 13:00	39	0	0	23	13	3	0	0	0	0	0	0	0	0	4	10.3%
08/06/2026 14:00	67	0	2	30	33	2	0	0	0	0	0	0	0	0	5	7.5%
08/06/2026 15:00	77	0	1	35	37	3	1	0	0	0	0	0	0	0	10	13.0%
08/06/2026 16:00	76	0	2	36	33	5	0	0	0	0	0	0	0	0	9	11.8%
08/06/2026 17:00	73	0	1	23	48	1	0	0	0	0	0	0	0	0	6	8.2%
08/06/2026 18:00	53	0	3	23	22	5	0	0	0	0	0	0	0	0	11	20.8%
08/06/2026 19:00	32	0	0	11	20	1	0	0	0	0	0	0	0	0	5	15.6%
08/06/2026 20:00	28	0	0	11	16	1	0	0	0	0	0	0	0	0	5	17.9%
08/06/2026 21:00	18	0	1	9	7	1	0	0	0	0	0	0	0	0	3	16.7%
08/06/2026 22:00	3	0	0	2	0	1	0	0	0	0	0	0	0	0	1	33.3%
08/06/2026 23:00	3	0	0	2	0	0	1	0	0	0	0	0	0	0	1	33.3%

[Mon, 8 June]	Σ	10	20	30	40	50	60	70	80	90	100	110	>110	Σ > V-Enforcement		
00:00-06:00	8	0	0	5	3	0	0	0	0	0	0	0	0	0	0	0.0%
06:00-09:00	198	0	8	80	102	8	0	0	0	0	0	0	0	0	24	12.1%
15:00-19:00	279	0	7	117	140	14	1	0	0	0	0	0	0	0	36	12.9%
06:00-22:00	911	0	24	420	430	36	1	0	0	0	0	0	0	0	100	11.0%
00:00-24:00	925	0	24	429	433	37	2	0	0	0	0	0	0	0	102	11.0%



Row with the most Venforcement violations per day.

V-Enforcement Enforcement limit (posted speed limit + enforcement tolerance) in mph

Time	Σ	10	20	30	40	50	60	70	80	90	100	110	>110	Σ > V-Enforcement	
09/06/2026 00:00	4	0	0	1	3	0	0	0	0	0	0	0	0	1	25.0%
09/06/2026 01:00	0	0	0	0	0	0	0	0	0	0	0	0	0	0	-
09/06/2026 02:00	1	0	0	1	0	0	0	0	0	0	0	0	0	0	0.0%
09/06/2026 03:00	1	0	0	0	1	0	0	0	0	0	0	0	0	0	0.0%
09/06/2026 04:00	0	0	0	0	0	0	0	0	0	0	0	0	0	0	-
09/06/2026 05:00	21	0	1	5	14	1	0	0	0	0	0	0	0	5	23.8%
09/06/2026 06:00	30	0	0	12	13	5	0	0	0	0	0	0	0	12	40.0%
09/06/2026 07:00	89	0	0	33	49	7	0	0	0	0	0	0	0	17	19.1%
09/06/2026 08:00	103	0	1	46	55	1	0	0	0	0	0	0	0	12	11.7%
09/06/2026 09:00	68	0	0	40	25	2	1	0	0	0	0	0	0	5	7.4%
09/06/2026 10:00	11	0	1	6	4	0	0	0	0	0	0	0	0	0	0.0%

[Tue, 9 June]	Σ	10	20	30	40	50	60	70	80	90	100	110	>110	Σ > V-Enforcement	
00:00-06:00	27	0	1	7	18	1	0	0	0	0	0	0	0	6	22.2%
06:00-09:00	222	0	1	91	117	13	0	0	0	0	0	0	0	41	18.5%
15:00-19:00	0	0	0	0	0	0	0	0	0	0	0	0	0	0	-
06:00-22:00	301	0	2	137	146	15	1	0	0	0	0	0	0	46	15.3%
00:00-24:00	328	0	3	144	164	16	1	0	0	0	0	0	0	52	15.9%

Row with the most Venforcement violations per day.

V-Enforcement Enforcement limit (posted speed limit + enforcement tolerance) in mph

		Σ Total	$\Sigma > PSL$		$\Sigma PSL \leq V\text{-Enforcement}$		$\Sigma > V\text{-Enforcement}$		Rating
Tuesdays	07:00 - 08:00	89	56	62.9%	39	43.8%	17	19.1%	High
Thursdays	06:00 - 07:00	39	34	87.2%	20	51.3%	14	35.9%	Max
Fridays	09:00 - 10:00	87	48	55.2%	35	40.2%	13	14.9%	Medium
Fridays	16:00 - 17:00	72	37	51.4%	24	33.3%	13	18.1%	High
Thursdays	08:00 - 09:00	91	57	62.6%	45	49.5%	12	13.2%	Medium
Thursdays	18:00 - 19:00	56	39	69.6%	27	48.2%	12	21.4%	Max
Fridays	08:00 - 09:00	88	50	56.8%	38	43.2%	12	13.6%	Medium
Fridays	17:00 - 18:00	68	41	60.3%	29	42.6%	12	17.6%	High
Tuesdays	06:00 - 07:00	30	18	60.0%	6	20.0%	12	40.0%	Max
Tuesdays	08:00 - 09:00	103	56	54.4%	44	42.7%	12	11.7%	Medium
Thursdays	16:00 - 17:00	65	32	49.2%	21	32.3%	11	16.9%	High
Fridays	07:00 - 08:00	62	38	61.3%	27	43.5%	11	17.7%	High
Mondays	18:00 - 19:00	53	27	50.9%	16	30.2%	11	20.8%	Max
Thursdays	14:00 - 15:00	51	28	54.9%	18	35.3%	10	19.6%	High
Thursdays	17:00 - 18:00	73	44	60.3%	34	46.6%	10	13.7%	Medium
Fridays	06:00 - 07:00	27	21	77.8%	11	40.7%	10	37.0%	Max
Fridays	15:00 - 16:00	82	43	52.4%	33	40.2%	10	12.2%	Medium
Mondays	15:00 - 16:00	77	41	53.2%	31	40.3%	10	13.0%	Medium
Wednesdays	15:00 - 16:00	71	38	53.5%	29	40.8%	9	12.7%	Medium
Wednesdays	18:00 - 19:00	51	28	54.9%	19	37.3%	9	17.6%	High
Thursdays	07:00 - 08:00	75	41	54.7%	32	42.7%	9	12.0%	Medium
Thursdays	20:00 - 21:00	34	22	64.7%	13	38.2%	9	26.5%	Max
Mondays	08:00 - 09:00	86	46	53.5%	37	43.0%	9	10.5%	Medium
Mondays	12:00 - 13:00	60	25	41.7%	16	26.7%	9	15.0%	High
Mondays	16:00 - 17:00	76	38	50.0%	29	38.2%	9	11.8%	Medium
Thursdays	09:00 - 10:00	69	33	47.8%	25	36.2%	8	11.6%	Medium
Thursdays	11:00 - 12:00	49	24	49.0%	16	32.7%	8	16.3%	High
Fridays	14:00 - 15:00	62	29	46.8%	21	33.9%	8	12.9%	Medium
Fridays	19:00 - 20:00	41	23	56.1%	15	36.6%	8	19.5%	High
Saturdays	07:00 - 08:00	24	11	45.8%	3	12.5%	8	33.3%	Max
Saturdays	10:00 - 11:00	55	28	50.9%	20	36.4%	8	14.5%	Medium
Saturdays	12:00 - 13:00	56	28	50.0%	20	35.7%	8	14.3%	Medium

PSL Posted speed limit in mph

V-Enforcement Enforcement limit (posted speed limit + enforcement tolerance) in mph

		Σ Total	$\Sigma > \text{PSL}$		$\Sigma \text{ PSL} \leq \text{V-Enforcement}$		$\Sigma > \text{V-Enforcement}$		Rating
Saturdays	18:00 - 19:00	29	19	65.5%	11	37.9%	8	27.6%	Max
Mondays	07:00 - 08:00	81	45	55.6%	37	45.7%	8	9.9%	Low
Wednesdays	19:00 - 20:00	44	19	43.2%	12	27.3%	7	15.9%	High
Wednesdays	20:00 - 21:00	33	18	54.5%	11	33.3%	7	21.2%	Max
Saturdays	08:00 - 09:00	43	24	55.8%	17	39.5%	7	16.3%	High
Mondays	06:00 - 07:00	31	19	61.3%	12	38.7%	7	22.6%	Max
Wednesdays	16:00 - 17:00	71	29	40.8%	23	32.4%	6	8.5%	Low
Thursdays	19:00 - 20:00	30	18	60.0%	12	40.0%	6	20.0%	Max
Fridays	20:00 - 21:00	34	15	44.1%	9	26.5%	6	17.6%	High
Sundays	13:00 - 14:00	64	29	45.3%	23	35.9%	6	9.4%	Low
Sundays	16:00 - 17:00	60	26	43.3%	20	33.3%	6	10.0%	Medium
Sundays	17:00 - 18:00	44	22	50.0%	16	36.4%	6	13.6%	Medium
Mondays	17:00 - 18:00	73	49	67.1%	43	58.9%	6	8.2%	Low
Wednesdays	14:00 - 15:00	45	23	51.1%	18	40.0%	5	11.1%	Medium
Wednesdays	17:00 - 18:00	77	48	62.3%	43	55.8%	5	6.5%	Low
Thursdays	12:00 - 13:00	48	24	50.0%	19	39.6%	5	10.4%	Medium
Thursdays	15:00 - 16:00	67	31	46.3%	26	38.8%	5	7.5%	Low
Fridays	05:00 - 06:00	11	9	81.8%	4	36.4%	5	45.5%	Max
Fridays	21:00 - 22:00	24	14	58.3%	9	37.5%	5	20.8%	Max
Saturdays	09:00 - 10:00	67	33	49.3%	28	41.8%	5	7.5%	Low
Saturdays	14:00 - 15:00	50	26	52.0%	21	42.0%	5	10.0%	Medium
Saturdays	15:00 - 16:00	55	27	49.1%	22	40.0%	5	9.1%	Low
Saturdays	17:00 - 18:00	50	28	56.0%	23	46.0%	5	10.0%	Medium
Sundays	18:00 - 19:00	33	15	45.5%	10	30.3%	5	15.2%	High
Mondays	10:00 - 11:00	53	24	45.3%	19	35.8%	5	9.4%	Low
Mondays	14:00 - 15:00	67	35	52.2%	30	44.8%	5	7.5%	Low
Mondays	19:00 - 20:00	32	21	65.6%	16	50.0%	5	15.6%	High
Mondays	20:00 - 21:00	28	17	60.7%	12	42.9%	5	17.9%	High
Tuesdays	05:00 - 06:00	21	15	71.4%	10	47.6%	5	23.8%	Max
Tuesdays	09:00 - 10:00	68	28	41.2%	23	33.8%	5	7.4%	Low
Thursdays	10:00 - 11:00	53	28	52.8%	24	45.3%	4	7.5%	Low
Thursdays	21:00 - 22:00	16	8	50.0%	4	25.0%	4	25.0%	Max

PSL Posted speed limit in mph

V-Enforcement Enforcement limit (posted speed limit + enforcement tolerance) in mph

		Σ Total	$\Sigma > \text{PSL}$		$\Sigma \text{PSL} \leq \text{V-Enforcement}$		$\Sigma > \text{V-Enforcement}$		Rating
Saturdays	11:00 - 12:00	59	29	49.2%	25	42.4%	4	6.8%	Low
Saturdays	16:00 - 17:00	51	24	47.1%	20	39.2%	4	7.8%	Low
Sundays	07:00 - 08:00	12	8	66.7%	4	33.3%	4	33.3%	Max
Mondays	13:00 - 14:00	39	16	41.0%	12	30.8%	4	10.3%	Medium
Wednesdays	21:00 - 22:00	27	12	44.4%	9	33.3%	3	11.1%	Medium
Thursdays	13:00 - 14:00	62	26	41.9%	23	37.1%	3	4.8%	No
Fridays	10:00 - 11:00	56	19	33.9%	16	28.6%	3	5.4%	Low
Fridays	12:00 - 13:00	68	21	30.9%	18	26.5%	3	4.4%	No
Fridays	13:00 - 14:00	49	21	42.9%	18	36.7%	3	6.1%	Low
Fridays	18:00 - 19:00	42	15	35.7%	12	28.6%	3	7.1%	Low
Saturdays	06:00 - 07:00	16	10	62.5%	7	43.8%	3	18.8%	High
Saturdays	13:00 - 14:00	52	26	50.0%	23	44.2%	3	5.8%	Low
Saturdays	19:00 - 20:00	25	12	48.0%	9	36.0%	3	12.0%	Medium
Saturdays	21:00 - 22:00	17	10	58.8%	7	41.2%	3	17.6%	High
Saturdays	22:00 - 23:00	11	5	45.5%	2	18.2%	3	27.3%	Max
Sundays	06:00 - 07:00	4	4	100.0%	1	25.0%	3	75.0%	Max
Sundays	09:00 - 10:00	51	21	41.2%	18	35.3%	3	5.9%	Low
Sundays	12:00 - 13:00	62	19	30.6%	16	25.8%	3	4.8%	No
Sundays	15:00 - 16:00	44	18	40.9%	15	34.1%	3	6.8%	Low
Mondays	09:00 - 10:00	66	31	47.0%	28	42.4%	3	4.5%	No
Mondays	21:00 - 22:00	18	8	44.4%	5	27.8%	3	16.7%	High
Wednesdays	13:00 - 14:00	41	19	46.3%	17	41.5%	2	4.9%	No
Thursdays	04:00 - 05:00	3	3	100.0%	1	33.3%	2	66.7%	Max
Thursdays	05:00 - 06:00	8	6	75.0%	4	50.0%	2	25.0%	Max
Fridays	22:00 - 23:00	15	6	40.0%	4	26.7%	2	13.3%	Medium
Saturdays	20:00 - 21:00	25	14	56.0%	12	48.0%	2	8.0%	Low
Saturdays	23:00 - 00:00	12	9	75.0%	7	58.3%	2	16.7%	High
Sundays	08:00 - 09:00	32	10	31.2%	8	25.0%	2	6.2%	Low
Sundays	10:00 - 11:00	66	19	28.8%	17	25.8%	2	3.0%	No
Sundays	11:00 - 12:00	75	26	34.7%	24	32.0%	2	2.7%	No
Sundays	14:00 - 15:00	52	17	32.7%	15	28.8%	2	3.8%	No
Sundays	20:00 - 21:00	20	5	25.0%	3	15.0%	2	10.0%	Medium

PSL Posted speed limit in mph

V-Enforcement Enforcement limit (posted speed limit + enforcement tolerance) in mph

		Σ Total	$\Sigma > \text{PSL}$		$\Sigma \text{PSL} \leq \text{V-Enforcement}$		$\Sigma > \text{V-Enforcement}$		Rating
Wednesdays	22:00 - 23:00	10	4	40.0%	3	30.0%	1	10.0%	Medium
Thursdays	22:00 - 23:00	11	5	45.5%	4	36.4%	1	9.1%	Low
Fridays	23:00 - 00:00	6	3	50.0%	2	33.3%	1	16.7%	High
Saturdays	02:00 - 03:00	3	2	66.7%	1	33.3%	1	33.3%	Max
Saturdays	04:00 - 05:00	2	2	100.0%	1	50.0%	1	50.0%	Max
Saturdays	05:00 - 06:00	5	4	80.0%	3	60.0%	1	20.0%	Max
Sundays	05:00 - 06:00	5	4	80.0%	3	60.0%	1	20.0%	Max
Sundays	19:00 - 20:00	17	9	52.9%	8	47.1%	1	5.9%	Low
Sundays	21:00 - 22:00	8	3	37.5%	2	25.0%	1	12.5%	Medium
Mondays	11:00 - 12:00	71	25	35.2%	24	33.8%	1	1.4%	No
Tuesdays	00:00 - 01:00	4	3	75.0%	2	50.0%	1	25.0%	Max
Wednesdays	23:00 - 00:00	5	2	40.0%	2	40.0%	0	0.0%	No
Thursdays	00:00 - 01:00	1	1	100.0%	1	100.0%	0	0.0%	No
Fridays	00:00 - 01:00	3	1	33.3%	1	33.3%	0	0.0%	No
Fridays	11:00 - 12:00	57	17	29.8%	17	29.8%	0	0.0%	No
Saturdays	01:00 - 02:00	3	1	33.3%	1	33.3%	0	0.0%	No
Sundays	00:00 - 01:00	7	3	42.9%	3	42.9%	0	0.0%	No
Sundays	04:00 - 05:00	1	1	100.0%	1	100.0%	0	0.0%	No
Sundays	22:00 - 23:00	6	2	33.3%	2	33.3%	0	0.0%	No
Mondays	04:00 - 05:00	1	1	100.0%	1	100.0%	0	0.0%	No
Mondays	05:00 - 06:00	5	2	40.0%	2	40.0%	0	0.0%	No
Tuesdays	03:00 - 04:00	1	1	100.0%	1	100.0%	0	0.0%	No
Tuesdays	10:00 - 11:00	11	4	36.4%	4	36.4%	0	0.0%	No

PSL Posted speed limit in mph

V-Enforcement Enforcement limit (posted speed limit + enforcement tolerance) in mph